



# Race Walking Record

March 2018



England Athletics  
Senior 10km Road  
Champions 2018

Chris Snook  
&  
Ana Garcia



Photographs courtesy of Mark Easton (<http://markeaston.zenfolio.com>)



BRITISH  
ATHLETICS



## British Athletics and the Race Walking Association

jointly present the

### 2018 National 10km Race Walking Championships

incorporating the

**CAU Inter-Counties, RWA YAG & Welsh Athletics YAG Championships**

to be held in accordance with UKA Rules of Competition

**Sunday 20<sup>th</sup> May 2018**

from Coventry Godiva Harriers Clubhouse  
Coventry Athletics Track, Warwick University,  
Kirby Corner, Coventry, CV4 7AL



#### Provisional Timetable

12:30	Under 13 Boys & Girls 2km
12:30	Under 15 Boys & Girls 3km
12:30	Under 17 Men's & Women's 5km
13:10	Under 20 Men's & Women's 10km
13:10	Senior Men's & Women's 10km
15:00	Presentations

Entry Fee(s): Senior & U20 10km - £10.00; U17/U15/U13 - £7.00

to Noel Carmody - 41 Herbert Road, Bexleyheath, Kent, DA7 4QF

Cheques made payable to the Race Walking Association

Entries **MUST** be made on official entry form & signed by entrant/parent/carer/guardian

Closing date for entries Wednesday 9<sup>th</sup> May 2018



### Selections for Podebrady EAA Permit Races Announced

Five athletes have been selected to represent England Athletics at the EAA Permit Meeting in Podebrady, Czech Republic on 7th April, they are:

Athlete	Club	Lead Coach
<b>Under 18 Girls 5km</b>		
Ann Garcia	C of Sheffield & Dearne AC	Mark Wall
<b>Junior Men's 10km</b>		
Chris Snook	Aldershot Farnham & Dist.	Verity Snook
Tom Partington	Manx Harriers	Steve Partington
<b>Junior Women's 10km</b>		
Abigail Jennings	Aldershot Farnham & Dist.	Verity Snook
<b>Men's 20km</b>		
Cameron Corbishley	Medway & Maidstone AC	Andi Drake

Abigail makes her England debut following impressive improvements over 10km this winter/spring. Verity Snook is Team Coach for the event. *Source: England Athletics*

### Tom Bosworth named Team England co-captain for the 2018 Commonwealth Games

Tom Bosworth and Anyika Onuora have been named co-captains of the Team England athletics squad for the Commonwealth Games 2018, Gold Coast.

Tom is competing in the 20km walk and Anyika in the individual 400m and part of the 4x400m relay team – will lead the team of 92 who get underway on Sunday 8 April.

Tom spoke about his captaincy:

"I am incredibly proud to have the honour of co-captaining the Team England athletics squad at these Games. My first experience of the Commonwealth Games in 2010 was actually my first senior major Games or championships, so it was the start of my journey in the sport which has led to so many memories over the last eight years, representing my country at European, World and Olympic level.

"I'm truly honoured to have the privilege to represent each athlete and every athletic event on this team at this year's Commonwealth Games."



### Summary of changes to UKA Rules of Competition

UKA Rules for Competition 2018 – 2020 will come into force on 1st April 2018 and some changes have been introduced. Those applying to race walking are summarised below.

IAAF Rule	UKA	Change
21	S1(vi) & S3(6)	Road Walking has been added to the list of disciplines to which unattached athletes are excluded from the need to be registered with their National Association when competing as individuals. Any athlete competing in Track Walks must be registered with their National Association.
147	S1	Mixed Road Walking competitions are allowed between male and female participants of the same age group in National and UKA championships where the number of participants make it impracticable to stage two separate races.
230	S1	The Chief Judge may now disqualify any athlete in the last 100m as described in 230(4)(a) and this will be applied to all UK, National and Regional championships.

## International Results

### Lugano Trophy - 15° Memorial Albisetti, Lugano, Switzerland (Sun. 11<sup>th</sup> Mar.)

The races were held in chilly rainy conditions without any significant wind. The races were highly competitive.

**Women's 20km:** Italian Eleonora Giorgi took the lead from the off and passed through 5km in 22:19, with Anezka Drahotova (CZE) second in 22:27 and Bethan Davies third, 22:58. With the positions remaining unchanged Giorgi reached 10km in 44:49, Drahotova 44:59 and Bethan 45:50. Drahotova worked hard to close the gap on the leader but was unable to do so. Giorgi took the win in 1:30:33 ahead of Drahotova (1:30:56) with Bethan taking the final podium place in a Welsh National Record of 1:31:53 to go second on the UK all-time list.

Further down the field Heather Lewis finished 6<sup>th</sup> in a personal best 1:36:25, inside the British qualifying mark for the European Championships in Berlin in August. Erika Kelly (7<sup>th</sup>) also recorded a personal best of 1:39:36, to become the tenth British woman to break the 100-minute barrier.



Posn	Athlete	Nation	Perf	Notes
1	Eleonora Anna Giorgi	ITA	1:30:31	SB
2	Anezka Drahotova	CZE	1:30:48	SB
3	Bethan Davies	WAL	1:31:53	NR
4	Nicole Colombi	ITA	1:34:50	SB
5	Teresa Zurek	GER	1:35:37	PB
6	Heather Lewis	WAL	1:36:14	PB
7	Erika Kelly	ENG	1:39:36	PB

**Men's 20km:** Kouki Ikeda (JPN) went straight into the lead, along with Tom Bosworth, Masatora Kawano (JPN) and Stefano Chiesa (ITA). 5km was reached in 20:45, soon after the pace quickened, with Tom and the two Japanese passing 10km on 40:51. Ikeda and Kawano then forced a small gap over Tom reaching 12km in 48:54, with Tom three seconds adrift.

The gap was never significant, and Tom was able to overhaul Kawano during the final lap but was unable to catch Ikeda who won in 1:21:26 just two seconds ahead of Tom with Kawano third in 1:21:31.

It was disappointment for the rest of the British male contingent who were all disqualified.



Posn	Athlete	Nation	Perf	Notes
1	Kouki Ikeda	JPN	1:21:26	
2	Tom Bosworth	ENG	1:21:28	SB
3	Masatora Kawano	JPN	1:21:31	
4	Stefano Chiesa	ITA	1:21:46	PB
5	Isaac Palma Olivares	MEX	1:21:57	SB
	Callum Wilkinson (U23)	ENG	DQ	
	Cameron Corbishley (U23)	ENG	DQ	
	Guy Thomas (U23)	WAL	DQ	



### Dudince European Athletics Race Walk Permit Meeting, Dudince, Slovakia (Sat. 24<sup>th</sup> Mar.)

Reigning Olympic Champion Matej Toth (SVK) made an impressive return to racing with a world-leading 50km mark of 3:42:48 in his first race over the distance since the Rio Olympics. He had the company of Finland's Veli-Matti Partanen up until the 10km mark before he gradually moved away. Partanen finished second in a personal best 3:44:43 ahead of compatriot Jarkko Kinnunen.

The race was the official British Athletics trail for the European Championships in Berlin. Dominic and Daniel King finished in 10<sup>th</sup> and 11<sup>th</sup> respectively. Both failing to achieve the BA qualifying standard of 4:03:00.



In the women's 50km victory went to Maria Czakova (SVK) in 4:14:25 which established a new national record for the distance. Second place went to Agnieszka Ellward (POL) in 4:32:47 a Polish national record. Third place went to Nikolitsa Andreopoulou (GRE) in 4:41:44.

Briton Molly Jade Davey (pictured below), who is not 20 until later this year, made her debut over the 50km distance. At 40km she was on schedule to record a time inside the current British record of 4:50 but was slowed by stomach cramps in the final 10km, finishing 7<sup>th</sup> in 5:08:17.



#### Men's 50km

Posn	Athlete	Nation	Perf	Notes
1	Matej Toth	SVK	3:42.46	WL
2	Veli-Matti Partanen	FIN	3:44:43	PB
3	Jarkko Kinnunen	FIN	3:54:26	SB
4	Jose Montana	COL	3:55:48	SB
5	Arnis Rumbenieks	LAT	4:00:06	PB
10	Dominic King	ENG	4:06:34	SB
11	Daniel King	ENG	4:08:16	SB

#### Women's 50km

Posn	Athlete	Nation	Perf	Notes
1	Maria Czakova	SVK	4:14:25	NR MR
2	Agnieszka Ellward	POL	4:32:47	NR
3	Nikolitsa Andreopoulou	GRE	4:41:44	PB
4	Joanna Bemowska	POL	4:43:38	
5	Ivana Renic	CRO	4:59:40	NR
7	Molly Jade Davey (U23)	ENG	5:08:17	PB

### The Commonwealth Games

The Commonwealth Games (known as the British Empire Games from 1930–1950, the British Empire and Commonwealth Games from 1954–1966, and British Commonwealth Games from 1970–1974) was first held in 1930. Race walking was not included in the Games until 1966 and it was a 20-mile men's only race.

In 1978, the distance changed to 30km, again, for men only. In 1990, a 10km race walk for women was included. In 1998, the men's distances were changed to 20km and 50km men. In 2002, the women's distance was changed to 20km. In 2010, the men's 50km was dispensed with. In 2014 the Games were in Glasgow, Scotland and race walking was not included in the athletics program.

The Gold Coast Games 2018 will be the 13<sup>th</sup> time race walking will be in the Games.

Race walking in the Commonwealth is very healthy currently. Both 2018 fields are very strong, with 13 in the women's 20km and 15 in the men's race.

In the women's race five women have seasons best times under 92 minutes with the top four separated by six seconds.

Five men in the men's field have personal bests under 80 minutes, with the Kenyans Samuel Gathimba and Simon Wachira heading the rankings, having established their times at the Kenyan trials in February.

#### Women's 20km (CBP Jane Saville 1:32:46<sup>(2006)</sup>)

Athlete	Nation	PB	SB (2018)
Clare Tallent	AUS	1:28:53 <sup>(2012)</sup>	1:31:29
Beki Smith	AUS	1:29:49 <sup>(2016)</sup>	1:31:23
Grace Wanjiru Njue	KEN	1:30:43 <sup>(2016)</sup>	1:38:22
Jemima Montag	AUS	1:31:26 <sup>(2018)</sup>	1:31:26
Soumya Baby	IND	1:31:28 <sup>(2018)</sup>	1:31:28
Khushbir Kaur	IND	1:31:40 <sup>(2014)</sup>	1:32:17
Bethan Davies	WAL	1:31:53 <sup>(2018)</sup>	1:31:53
Alana Barber	NZL	1:32:19 <sup>(2018)</sup>	1:32:19
Gemma Bridge	ENG	1:32:33 <sup>(2017)</sup>	No Time
Heather Lewis	WAL	1:36:14 <sup>(2018)</sup>	1:36:14
Lindah Waweru	KEN	1:39:29 <sup>(2016)</sup>	1:42:13
Erika Kelly	IOM	1:39:36 <sup>(2018)</sup>	1:39:36
Fedekemi Olude	NGR	1:44:52 <sup>(2018)</sup>	1:44:52

#### Men's 20km (CBP Nathan Deakes 1:19:55<sup>(2006)</sup>)

Athlete	Nation	PB	SB (2018)
Samuel Gathimba	KEN	1:19:04 <sup>(2018)</sup>	1:19:04
Simon Wachira	KEN	1:19:06 <sup>(2018)</sup>	1:19:06
Lebogang Shange	RSA	1:19:18 <sup>(2017)</sup>	1:24:32
Dane Bird-Smith	AUS	1:19:28 <sup>(2017)</sup>	1:22:18
Ben Thorne	CAN	1:19:55 <sup>(2017)</sup>	No Time
Irfan Kolothum Thodi	IND	1:20:21 <sup>(2012)</sup>	1:21:31
Manish Singh	IND	1:20:26 <sup>(2016)</sup>	1:21:32
Wayne Snyman	RSA	1:20:46 <sup>(2016)</sup>	1:24:58
Tom Bosworth	ENG	1:20:58 <sup>(2017)</sup>	1:21:28
Quinten Rew	NZL	1:21:17 <sup>(2017)</sup>	1:21:55
Callum Wilkinson	ENG	1:22:17 <sup>(2017)</sup>	No Time
Evan Dunfee	CAN	1:23:00 <sup>(2017)</sup>	1:27:47
Michael Hoskins	AUS	1:23:10 <sup>(2018)</sup>	1:23:10
Rhydian Cawley	AUS	1:24:54 <sup>(2018)</sup>	1:24:54
Jerome Caprice	MRI	1:28:29 <sup>(2017)</sup>	1:30:50

#### The Judging Panel

**Chief Judge** Zoe Eastwood-Bryson (AUS)

**Assistant Chief Judge** Kristen Crocker (AUS)

#### Judges


Khoo Chong-Beng (MAS) Kathryn Fraser (NZL)


Jola Moonkees (MRI) Sinnappan Govindaraju (SGP)

Daniel Michaud (CAN) Steven Taylor (IOM)

**The Home Nations at the Commonwealth Games**


Home Nation race walkers have won a total of fourteen individual medals, including a clean sweep by England at the 1974 Games in Christchurch, New Zealand. Reproduced below is the first three in each race plus the positions of the Home Nation athletes.


	1966	Kingston, Jamaica		
20 Mile	1	Ron Wallwork	England	2:44:43
	2	Ray Middleton	England	2:45:19
	3	Norman Read	New Zealand	2:46:29
	4	Don Thompson	England	2:46:43
	7	Phillip Bannan	Isle of Man	3:06:12
	8	Albert Johnson	Isle of Man	3:08:06
	9	Roy Hart	Wales	3:15:03
		Richard Gwane	Isle of Man	DNF

	1970	Edinburgh, Scotland		
20 Mile	1	Noel Freeman	Australia	2:33:33
	2	Robert Gardiner	Australia	2:35:55
	3	William Sutherland	Scotland	2:37:24
	4	Robert Dobson	England	2:39:55
	5	Ron Wallwork	England	2:40:10
	6	Leonard Duquemin	Guernsey	2:42:48
	7	Shaun Lightman	England	2:44:50
	10	John Moullin	Guernsey	2:48:07
	11	Richard Rosser	Wales	2:49:41
	13	Allan Callow	Isle of Man	2:51:21
	14	David Smyth	N. Ireland	2:53:49
	15	John Cannell	Isle of Man	2:56:19
	16	David Dorey	Guernsey	3:03:41
	17	Nolan Simmons	Trinidad & Tobago	3:08:23
		Ian Hodgkinson	Isle of Man	DNF

	1974	Christchurch, New Zealand		
20 Mile	1	John Warhurst	England	2:35:23
	2	Roy Thorpe	England	2:39:03
	3	Peter Fullager	England	2:42:09
	4	Graham Young	Isle of Man	2:42:56
	8	Allan Callow	Isle of Man	2:53:13
	9	Leonard Duquemin	Guernsey	2:53:38
	10	John Moullin	Guernsey	2:57:28
	11	Robin Waterman	Guernsey	3:00:15
	12	Derek Harrison	Isle of Man	3:00:33
		Carl Lawton	England	DNF

	1978	Edmonton, Canada		
30km	1	Olly Flynn	England	2:22:04
	2	Willis Sawall	Australia	2:22:59
	3	Tim Erickson	Australia	2:26:34
	4	Brian Adams	England	2:29:42
	5	Amos Seddon	England	2:29:58
	8	Graham Young	Isle of Man	2:33:15
		Allan Callow	Isle of Man	DNF
		Robert Lamble	Isle of Man	DNF

	1982	Brisbane, Australia		
30km	1	Steve Barry	Wales	2:10:16
	2	Marcel Jobin	Canada	2:12:24
	3	Guillaume LeBlanc	Canada	2:14:56
	7	Roger Mills	England	2:21:54
	8	Murray Lambden	Isle of Man	2:22:18
	10	Robert Elliott	Guernsey	2:24:28
	12	Graham Young	Isle of Man	2:27:04
	13	Paul Blagg	England	2:30:42
		Robert Lamble	Isle of Man	DQ

	1986	Edinburgh, Scotland		
30km	1	Simon Baker	Australia	2:07:47
	2	Guillaume LeBlanc	Canada	2:08:38
	3	Ian McCombie	England	2:10:36
	4	Chris Maddocks	England	2:12:42


7	Martin Rush	England	2:16:01
8	Stephen Johnson	Wales	2:21:05
10	Steve Partington	Isle of Man	2:23:02

	1990	Auckland, New Zealand		
M 30km	1	Guillaume LeBlanc	Canada	2:08:28
	2	Andrew Jachno	Australia	2:09:20
	3	Ian McCombie	England	2:09:20
	5	Mark Easton	England	2:14:52
	6	Chris Maddocks	England	2:15:07
	9	Steve Partington	Isle of Man	2:20:11
W 10km	1	Kerry Saxby-Junna	Australia	45:03
	2	Anne Judkins	New Zealand	47:03
	3	Lisa Kehler	England	47:23
	7	Helen Elleker	England	49:51
		Betty Sworowski	England	DQ



Mark Easton ~ Chris Maddocks ~ Ian McCombie  
(pictured after the England trial for the 1990 Games)

	1994	Victoria, Canada		
M 30km	1	Nicholas A'Hern	Australia	2:07:53
	2	Tim Berrett	Canada	2:08:22
	3	Scott Nelson	New Zealand	2:09:10
	4	Darrell Stone	England	2:11:30
	7	Steve Partington	Isle of Man	2:14:15
	12	Chris Maddocks	England	2:18:14
	13	Mark Easton	England	2:20:10
	14	Steve Taylor	Isle of Man	2:21:34
		Martin Bell	Scotland	DNF
W 10km	1	Kerry Saxby-Junna	Australia	44:25
	2	Anne Manning	Australia	44:37
	3	Janice McCaffrey	Canada	44:54
	5	Vicky Lupton	England	45:48
	6	Lisa Kehler	England	46:01
	7	Verity Larby (Snook)	Scotland	46:06
	9	Cal Partington	Isle of Man	47:21
	11	Karen Smith	England	48:45

	1998	Kuala Lumpur, Malaysia		
M 20km	1	Nicholas A'Hern	Australia	1:24:59
	2	Arturo Huerta	Canada	1:25:49
	3	Nathan Deakes	Australia	1:26:06
	4	Darrell Stone	England	1:26:37
	7	Martin Bell	Scotland	1:29:20
	10	Chris Maddocks	England	1:30:21
	12	Andrew Drake	England	1:32:04
	13	Steve Partington	Isle of Man	1:32:15
M 50km	1	Govindasamy Saravanan	Malaysia	4:10:05
	2	Duane Cousins	Australia	4:10:30
	3	Dominic McGrath	Australia	4:12:52
	4	Steven Hollier	England	4:18:41
	5	Mark Easton	England	4:22:23
	6	Graham White	Scotland	4:30:17
	8	Chris Cheeseman	England	4:38:36

# Masters Results

## 12<sup>th</sup> European Masters Indoor Championships, Madrid (Mon. 19<sup>th</sup> to Sat. 24<sup>th</sup> Mar.)

Individual medals in the walks were at a premium for the British contingent. Regular medal winner Ian Richards (M65) survived on two red cards to take silver in the indoor 3000m. He also took silver in the road 5km, this time with a clear board.

Carolyn Derbyshire (W40) took bronze in the 5km with a personal best 28:03.

Francisco Reis (M55) who is now back competing for Portugal had to settle for double silver, clocking 13:52.62 for the indoor 3000m and 24:19 for the 5km road event.

### W40 3000m (i)

Posn	Athlete	Nation	Perf	Notes
1	Valeria Pedetti	ITA	14:58.48	
2	Nadiya Sukharyna	UKR	15:08.47	
3	Tatiana Zucconi	ITA	15:29.93	
5	Carolyn Derbyshire	GBR	16:37.42	SB

### W55 3000m (i)

Posn	Athlete	Nation	Perf	Notes
1	Carman Garcia Frontons	ESP	17:02.19	
2	Maija-Liisa Mertanen	FIN	17:43.75	
3	Angeles Noell Guardiola	ESP	17:46.27	
4	Helen Middleton	GBR	17:54.68	

### W60 3000m (i)

Posn	Athlete	Nation	Perf	Notes
1	Marie Astrid Monmessin	FRA	16:32.98	
2	Daniela Ricciutelli	ITA	17:42.46	
3	Natalia Marcenco	ITA	17:49.93	
4	Cath Duhig	GBR	18:07.46	SB
6	Ann Wheeler	GBR	19:01.93	SB

### M60 3000m (i)

Posn	Athlete	Nation	Perf	Notes
1	Angel Octa Ruata Martin	ESP	15:46.84	
2	Dirk Bogaert	BEL	15:47.08	
3	Jesus Javie Moreno Mate	ESP	16:05.93	
4	Malcolm Martin	GBR	16:11.77	SB
11	Ian Torode	GBR	19:06.37	

### M65 3000m (i)

Posn	Athlete	Nation	Perf	Notes
1	Ignacio Melo Vallis	ESP	15:10.08	
2	Ian Richards	GBR	15:28.09	SB
3	Patrice Brochot	FRA	15:50.35	
5	Peter Boszko	GBR	16:14.56	SB
15	David Kates	GBR	20:17.88	SB

### M70 3000m (i)

Posn	Athlete	Nation	Perf	Notes
1	Ettorino Formentin	ITA	16:12.06	
2	John McMullen	IRL	17:45.10	
3	Ludwig Niestelberger	AUT	18:01.84	
5	Roger Michell	GBR	18:39.99	

### M80 3000m (i)

Posn	Athlete	Nation	Perf	Notes
1	Romolo Pelliccia	ITA	18:20.45	MR
2	Alexis Jordana	FRA	19:52.69	
3	Holger Flassnoecker	GER	21:36.98	
4	Norbert Will	GBR	21:55.36	

### W40 5km

Posn	Athlete	Nation	Perf	Notes
1	Valeria Pedetti	ITA	25:19	
2	Nadiya Sukharyna	UKR	25:43	
3	Carolyn Derbyshire	GBR	28:03	PB

W 10km	1	Jane Saville	Australia	43:57
	2	Kerry Saxby-Junna	Australia	44:27
	3	Lisa Kehler	England	45:03
	6	Cal Partington	Isle of Man	48:09
	7	Vicky Lupton	England	48:27
	8	Kim Braznell	England	51:15
	9	Karen Kneale	Isle of Man	52:25

### 2002 Manchester, England

M 20km	1	Nathan Deakes	Australia	1:25:35
	2	Luke Adams	Australia	1:26:03
	3	David Kimutai	Kenya	1:28:20
	4	Andrew Penn	England	1:29:15
	5	Donald Bearman	England	1:37:29
		Dominic King	England	DQ
		Steve Partington	Isle of Man	DQ

M 50km	1	Nathan Deakes	Australia	3:52:40
	2	Craig Barrett	New Zealand	3:56:42
	3	Tim Berrett	Canada	4:04:25
	6	Steven Hollier	England	4:16:46
	7	Gareth Brown	England	4:40:07
		Mark Easton	England	DQ

W 20km	1	Jane Saville	Australia	1:36:34	
	2	Lisa Kehler	England	1:36:45	
	3	Yuan Yufang	Malaysia	1:40:00	
	7	Niobe Menendez	England	1:46:16	
	8	Sharon Tonks	England	1:49:21	
	9	Sara Cattermole	Scotland	1:50:29	
			Cal Partington	Isle of Man	DNF

### 2006 Melbourne, Australia

M 20km	1	Nathan Deakes	Australia	1:19:55
	2	Luke Adams	Australia	1:21:38
	3	Jared Tallent	Australia	1:23:32
	6	Daniel King	England	1:31:17
	7	Dominic King	England	1:32:21
	8	Andrew Penn	England	1:32:54

M 50km	1	Nathan Deakes	Australia	3:42:53
	2	Tony Sargisson	New Zealand	3:58:05
	3	Chris Erickson	Australia	3:58:22
	6	Steve Partington	Isle of Man	4:25:39

W 20km	1	Jane Saville	Australia	1:32:46
	2	Natalie Saville	Australia	1:33:33
	3	Cheryl Webb	Australia	1:36:03
	7	Johanna Jackson	England	1:42:04
	8	Niobe Menendez	England	1:47:35

### 2010 New Delhi, India

M 20km	1	Jared Tallent	Australia	1:22:18
	2	Luke Adams	Australia	1:22:31
	3	Harminder Singh	India	1:23:28
	10	Luke Finch	England	1:29:37
	11	Tom Bosworth	England	1:30:44
		Alex Wright	England	1:34:26

W 20km	1	Joanna Jackson	England	1:34:22
	2	Claire Tallent	Australia	1:36:55
	3	Grace Wanjiru Njue	Kenya	1:37:49
	4	Lisa Kehler	England	1:40:33



Joanna Jackson



# National Results

## Molly Barnett Open Walks incorporating the England Athletics Senior 10km Championships, Warwick University, Coventry (Sun. 11<sup>th</sup> Mar.)

The England Athletics 10km Race Walking Championships was incorporated into the Molly Barnett Open Walks, promoted by Coventry Godiva Harriers, *reports Ian Richards*.

With England's top walkers in action in Lugano, this left the way clear for the younger generation to take victory.

Junior Chris Snook took the Men's 10km Championships in a time of 47:11 that puts him at the top of the UK Under 20 rankings for 2018. Luc Legon took silver in 48:42.

The men's race started as two-way battle between England's top Juniors Chris Snook and Tom Partington. These two surged into an early lead ahead of Legon. Partington however was disqualified shortly before the halfway point, leaving the way for Snook to cruise to his first senior title.

Gianni Epifani of Manx Harriers held third position for much of the race, but was disqualified in the closing stages, leaving the way clear for Andrew Miller of Wolverhampton and Bilston to take bronze in the England Championships in 52:17.

In the women's race there was a three-way race-long battle between Ana Garcia, Hannah Hunter and Maddie Shott. Maddie took the early lead, before Ana took up the pace after the half way point. A late surge from Hannah meant all three came back together at the 8km point. Ana proved the most powerful on the last lap to take victory in 54:18, from Hannah (54.21) and Maddie, who has recently taken up race walking - clocking an impressive 54.24 in her first outing over the 10km distance. This moves Ana to the top of the UK Junior Rankings for 2018.





### Men's EA 10km Championship & Open

Pos	Athlete	AG	Club	Perf
1	Chris Snook	U20M	Aldershot Farnham & District	47:11
2	Luc Legon	U23M	Cambridge Harriers	48:42
3	Andrew Miller	M45	Wolverhampton & Bilston AC	52:17
	Jordan Price	U20M	Brecon Athletic Club	58:15
4	Mark Williams	M50	Birchfield Harriers	60:27
5	Ben Allen	U20M	Leicester Walking Club	61:54
6	John Constandinou	M45	Birchfield Harriers	62:59
	Daniel McKerlich	U20M	Cardiff Amateur Athletic Club	66:22
7	Julian Barnett	M55	Birchfield H	80:26
	David Fall	M70	Birchfield Harriers	DQ
	Gianni Epifani	M45	Manx Harriers	DQ
	Tom Partington	U20M	Manx Harriers	DQ
	Anthony Bell	M50	Lancashire Walking Club	DQ
	Christopher Flint	M70	Surrey Walking Club	DQ
	Paul Hawkins	M60	Stratford-upon-Avon AC	DQ
	Sean Pender	M65	Enfield & Haringey AC	DNF
	Ed Shillabeer	M75	Ilford Athletic Club	DNF






### Women's EA 10km Championship & Open

Pos	Athlete	AG	Club	Perf
	Agata Kowalska	U20W	Hyde Park Harriers/Poland	49:42
1	Ana Garcia	U20W	C of Sheffield & Dearne AC	54:18
2	Hannah Hunter	W35	Manx Harriers	54:21
3	Maddie Shott	SW	Belgrave Harriers	54:24
4	Abigail Jennings	U20W	Aldershot Farnham & District	55:30
5	Carolyn Dyal	W40	Nuneaton Harriers	58:39
6	Rebecca Greatbatch	U23W	Manx Harriers	61:54
7	Melanie Peddle	W45	Loughton Athletic Club	62:36
8	Bernie Johnson	W35	Isle of Man Veterans	64:32
9	Sharon Cain	W45	Western Athletic Club	66:41
10	Sarah Trundle	W45	Nuneaton Harriers	67:36
	Aloisha King	SW	Tallaght Athletic Club/Ireland	67:46
11	Louise Hollings	W35	Manx Harriers	68:26







### W55 5km

Posn	Athlete	Nation	Perf	Notes
1	Carman Garcia Frontons	 ESP	29:25	
2	Maija-Liisa Mertanen	 FIN	30:03	
3	Angeles Noell Guardiola	 ESP	30:13	
4	Helen Middleton	 GBR	30:20	
6	Fiona Bishop	 GBR	35:32	






### W60 5km

Posn	Athlete	Nation	Perf	Notes
1	Marie Astrid Monmessin	 FRA	27:22	
2	Daniela Ricciutelli	 ITA	29:54	
3	Natalia Marcenco	 ITA	30:27	
4	Cath Duhig	 GBR	30:36	SB
6	Ann Wheeler	 GBR	32:29	SB

### M60 5km

Posn	Athlete	Nation	Perf	Notes
1	Angel Octa Ruata Martin	 ESP	26:32	
2	Dirk Bogaert	 BEL	26:50	
3	Jesus Javie Moreno Mate	 ESP	27:14	
5	Malcolm Martin	 GBR	28:08	SB
12	Ian Torode	 GBR	31:56	PB
13	Paul Hawkins	 GBR	32:36	PB

### M65 5km

Posn	Athlete	Nation	Perf	Notes
1	Ignacio Melo Vallis	 ESP	25:36	
2	Ian Richards	 GBR	26:13	SB
3	Patrice Brochot	 FRA	27:15	
5	Peter Boszko	 GBR	27:59	
15	David Kates	 GBR	34:37	

### M70 5km

Posn	Athlete	Nation	Perf	Notes
1	Ettorino Formentin	 ITA	27:41	
2	John McMullen	 IRL	30:12	
3	Ludwig Niesselberger	 AUT	30:34	
8	Roger Michell	 GBR	32:52	SB

### M80 5km

Posn	Athlete	Nation	Perf	Notes
1	Romolo Pelliccia	 ITA	30:55	MR
2	Alexis Jordana	 FRA	33:52	
3	Holger Flassnoecker	 GER	36:30	
4	Norbert Will	 GBR	37:11	SB



## 5 Mile Road Walks

From Millennium Arena, Battersea Park, SW11 4NJ

Tuesday 17<sup>th</sup> April @ 7pm

Tuesday 15<sup>th</sup> May @ 7pm

Tuesday 19<sup>th</sup> June @ 7pm

Tuesday 10<sup>th</sup> July @ 7pm

Tuesday 7<sup>th</sup> August @ 7pm

Cash entry on the day – 'B' category judging

Wednesday 25<sup>th</sup> April @ 6:45pm

Millennium Arena, Battersea Park, SW11 4NJ

10,000m Track Championships including (Surrey, Hertfordshire and Middlesex Championships)

Cash entry on the – 'A' category judging

For further information, contact David Hoben

[walks@vetsac.org.uk](mailto:walks@vetsac.org.uk)

Race Walking Record – March 2018

12	Noel Blatchford	W65	Abingdon Athletic Club	69:19
13	Ann Wheeler	W60	Nuneaton Harriers	70:15
14	Kate Sergeant	W60	Stratford-upon-Avon AC	74:11
	Erika Pontarollo	U20W	Hyde Park Harriers/Italy	DNF

10	Arthur Thompson	M80 (1)	Enfield & Haringey AC	20:37.46
11	Norbert Will	M80 (2)	Northern Ireland Masters	21:36.02
12	Ron Stewart	M75 (1)	Ron Stewart	24:32.28
13	Ken Livermore	M85 (1)	Enfield & Haringey AC	25:54.53
	David Carney	M80	Bromsgrove & Redditch	DQ

Women's 3000m (i)

Pos	Athlete	AG	Club	Perf
1	Helen Middleton	W55 (1)	Enfield & Haringey AC	17:34.25
2	Fiona Bishop	W55 (2)	Woking Athletic Club	20:55.51
3	Angela Martin	W50 (1)	Surrey Walking Club	21:29.64

## Domestic Results

### Sarnia Walking Club Philadelphia Cup Team Race 1 Mile Handicap, Les Amarreurs (Sun. 4<sup>th</sup> Mar.)

Olga Le Noury walked away from the field in the clubs annual Philadelphia Cup team handicap walk held in good conditions at Les Amarreurs **reports Rob Elliott**. Winning the handicap race by twenty-three seconds she moved close to her personal best set in this event three years ago with an actual time of 10:05. Second and third places went to Wendy Wilson and Kevin Allan who set off together and only separated by a second at the finish. Both walkers setting new best times. Further down the field in eighth place was Donna Allan and another to set a new personal best time.

Fastest time of the day was Rob Elliott with 8:50.

Winners of the Philadelphia Cup were Olga Le Noury who added team success to her individual win, Donna Allan and Kevin Le Noury whose combined watch times were the quickest.

#### Mixed 1 Mile (B)

Pos	Athlete	AG	Club	Watch/Actual
1	Olga Le Noury	W35	Sarnia Walking Club	11:00/10:05
2	Wendy Wilson	W50	Sarnia Walking Club	11:23/10:38
3	Kevin Allen	M40	Sarnia Walking Club	11:25/10:39
4	Kay Coulson	W45	Sarnia Walking Club	11:25/10:55
=5	Jayne Le Noury	W55	Sarnia Walking Club	11:26/11:16
=5	Kevin Le Noury	M60	Sarnia Walking Club	11:26/10:06
7	Peter Beckerleg	M55	Sarnia Walking Club	11:27/11:17
8	Donna Allan	W40	Sarnia Walking Club	11:33/08:58
9	Phil Lockwood	M45	Sarnia Walking Club	11:49/09:29
10	Dave Dorey	M70	Sarnia Walking Club	11:54/11:54
11	Rob Elliott	M55	Sarnia Walking Club	12:00/08:50
12	Mick Le Sauvage	M75	Sarnia Walking Club	12:03/11:28

#### Team Result:

1.	Team B	O. Le Noury, D. Allan & K. Le Noury	33:59
2.	Team D	W. Wilson, K. Coulson & P. Lockwood	34:37
3.	Team C	J. Le Noury, P. Beckerleg & D. Dorey	34:37
4.	Team A	K. Allan, R. Elliott & M. Le Sauvage	35:27

### England Masters Inter Area Indoor Track & Field Challenge, Lee Valley Athletics Centre (Sun. 4<sup>th</sup> Mar.)

A narrow victory in the men's race for Malcolm Martin ahead of Chris Hobbs, who dropped down several age groups to score in the M35 category.

Carolyn Derbyshire warmed up for the European Masters Indoor Championships with a 20 second win ahead of Wales's Wendy Bennett.

#### M35 2000m

Pos	Athlete	AG	Masters Club	Perf
1	Chris Hobbs	M60	Southern Counties Vets AC	10:40.18
2	Roger Michell	M70	Midlands Masters AC	11:42.24
3	John Ralph	M60	Veterans Athletic Club	12:19.04
4	David Bowker	M55	Eastern Masters AC	13:35.57
5	Robin Wood	M50	Welsh Masters' AA	14:58.57

#### M50 2000m

Pos	Athlete	AG	Masters Club	Perf
-----	---------	----	--------------	------



Start of the Molly Barnett 5km

#### Senior Women's, U20 Women's & Under 17 Women's 5km

Pos	Athlete	AG	Club	Perf
1	Matthew Crane	U17M	Bexley Athletic Club	27:50
2	Isabelle Bridge	U17W	Blackheath & Bromley Hs	28:17
3	Lucy Lewis Ward	U17W	Cambridge Harriers	28:36
4	Alice Bellando	U17W	Manx Harriers	29:34
5	Laura Achurch	U20W	Leicester Walking Club	31:07
6	Pagen Spooner	U20W	Hyde Park Harriers	31:13
7	Hannah Hopper	U17W	Cambridge Harriers	32:21
8	Keira Heavey	U17W	Northern (Isle of Man) AC	34:00
	Geraldine Legon	W55	Bexley Athletic Club	DQ

#### Under 15 Boys & Girls 3km

Pos	Athlete	AG	Club	Perf
1	Christian Hopper	U15B	Cambridge Harriers	16:57
2	Katie Stringer	U15G	Medway & Maidstone AC	17:07
3	Abigail Smith	U15G	Blackheath & Bromley Hs	17:37
4	Faris Alkhamesi	U15B	Nuneaton Harriers	17:43
5	Lois Carty	U15G	Aldershot Farnham & District	17:47
6	Dan Gilbert	U15B	Brecon Athletic Club	18:56
7	Abbie Edwards	U15G	Manx Harriers	19:11
8	Caitlin Casey	U15G	Birchfield Harriers	19:11
9	Lara MacColl	U15G	C of Sheffield & Dearne AC	19:13
10	Mia Dunwell	U15G	Norther (Isle of Man) AC	19:47
11	Lucy Walker	U15G	Meadowhead School	19:56

#### Under 13 Boys & Girls 2km

Pos	Athlete	AG	Club	Perf
1	Katie Brash	U13G	Blackheath & Bromley Hs	12:13
2	Toby Chaplin	U13B	C of Sheffield & Dearne AC	12:43
3	Tom Gilbert	U13B	Brecon Athletic Club	13:41
4	Kelsey Tozer	U13G	Birchfield Harriers	13:46
5	Abigail Lysek	U13G	Dudley & Stourbridge Hs	14:23

### British Masters' Indoor Championships, Lee Valley Athletics Centre (Sun. 11<sup>th</sup> Mar.)

Francisco Reis was the fastest man and Helen Middleton the fastest women, as several athletes warmed up for the European Masters Indoor Championships in Madrid.

#### Men's 3000m (i)

Pos	Athlete	AG	Club	Perf
1	Francisco Reis	M55 (1)	Thames Valley Harriers/POR	13:53.16
2	Ian Richards	M65 (1)	Steyning Athletic Club	15:30.85
3	David Annetts	M50 (1)	North Herts Runners	15:55.89
4	Malcom Martin	M60 (1)	Surrey Walking Club	16:14.02
5	Peter Boszko	M65 (2)	Birchfield Harriers	16:24.32
6	Roger Michell	M70 (1)	Blackheath & Bromley Hs	17:55.83
7	Simon Le Mare	M55 (2)	Southend-on-Sea AC	18:35.14
8	Ian Torode	M60 (2)	South West Veterans	18:55.20
9	Wayne Vincent	M55 (3)	Eastleigh Running Club	19:25.99



1	Malcolm Martin	M60	Southern Counties Vets AC	10:39.58
2	Peter Boszko	M65	Midlands Masters AC	10:42.47
3	Ian Torode	M60	South West Veterans AC	12:28.36
4	Paul Flynn	M50	Welsh Masters' AA	13:35.90
5	Peter Hannell	M75	Veterans Athletic Club	14:58.57

**W35 2000m**

Pos	Athlete	AG	Masters Club	Perf
1	Carolyn Derbyshire	W40	Midlands Masters AC	10:52.11
2	Melanie Peddle	W45	Eastern Masters AC	11:16.29
3	Geraldine Legon	W55	Southern Counties Vets AC	13:48.67
4	Fiona Bishop	W55	Veterans Athletic Club	13:48.78
5	Gillian Williams	W60	Welsh Masters' AA	16:34.42

**M50 2000m**

Pos	Athlete	AG	Masters Club	Perf
1	Wendy Bennett	W50	Welsh Masters' AA	11:12.67
2	Helen Middleton	W50	Eastern Masters AC	11:41.89
3	Maureen Noel	W50	Veterans Athletic Club	12:27.00
4	Ann Wheeler	W60	Midlands Masters AC	12:47:50
5	Angela Martin	W50	Southern Counties Vets AC	14:02.97
6	Tracey Bosworth	W50	South West Veterans AC	15:14.79

**Allison Trophy 15km, Chorley (Sat. 10<sup>th</sup> Mar.)**

We had a good turnout of 13 turnout of the race - this included two guests from the midlands, Stuart Edgar and Glyn Jones, *reports Roy Gunnett*.

The usual course was used, comprising 1 mile out, 3 laps of a hilly circuit and then 1-mile home. It rained incessantly throughout the race.

Peter Crahan took an early lead and the rest of the field was soon strung out once the first of the hills was hit.

Stuart Edgar had an excellent race - he caught Peter and overtook him to win the scratch race.

John Crahan won the handicap race and therefore the Allison trophy. John walked particularly strong final two miles and picked up several places.

**Mixed 15km (B)**

Pos	Athlete	AG	Club	Perf
1	Stuart Edgar	M45	Dudley & Stourbridge Hs	1:40:40
2	Peter Crahan	M65	Lancashire Walking Club	1:40:54
3	Joe Hardy	M70	Lancashire Walking Club	1:42:03
4	Glyn Jones	M75	Coventry Godiva Harriers	1:43:58
5	John Crahan	M65	Lancashire Walking Club	1:44:47
6	Irene Pike	W65	Lancashire Walking Club	1:45:08
7	Ian Hilditch	M75	Lancashire Walking Club	1:45:08
8	Pat Evans	W65	Lancashire Walking Club	1:46:48
9	Roy Gunnett	M70	Lancashire Walking Club	1:47:41
10	Steve Sargent	M70	Lancashire Walking Club	1:48:04
11	Sailash Shah	M50	Lancashire Walking Club	1:48:22
12	Stuart Edgar	M70	Lancashire Walking Club	1:48:34
13	Peter Crahan	M45	Lancashire Walking Club	1:49:57

**Sarnia WC Channel Islands Ceramics Eric Waldron Trophy 2 Mile Track Walk, Footes Lane, Guernsey (Sun, 11<sup>th</sup> Mar)**

Rob Elliott secured his 12<sup>th</sup> win in the Channel Island Ceramics Eric Waldron trophy when winning in almost the slowest winning time in the long history of the 2-mile event, *reports Rob Elliott*. Absent from the start line was current club champion Stuart Le Noury who is out of action for a time with a stress fracture and would have been otherwise attempting eight wins in a row.

Elliott led from start to finish to record 18:28 after reaching halfway in 9:11. Close behind in a new personal best time was leading woman Donna Allan in 18:46, breaking her previous best of 19:01.

Kevin Le Noury claimed third place in 21:47, closely followed by second woman home Olga Le Noury. Peter Beckerleg, Wendy Wilson and Kevin Allan were in close contention for much of the race before

spitting up in the latter stages. Stalwarts Mick Le Sauvage and Jayne Le Noury were next home followed by past winner of the race Dave Dorey.

**Mixed 2 Mile (B)**

Pos	Athlete	AG	Club	Perf
1	Rob Elliott	M55	Sarnia Walking Club	18:28
2	Donna Allan	W40	Sarnia Walking Club	18:46
3	Kevin Le Noury	M60	Sarnia Walking Club	21:47
4	Olga Le Noury	W35	Sarnia Walking Club	22:00
5	Peter Beckerleg	M55	Sarnia Walking Club	22:16
6	Wendy Wilson	W50	Sarnia Walking Club	22:20
7	Kevin Allan	M40	Sarnia Walking Club	22:38
8	Mick Le Sauvage	M75	Sarnia Walking Club	23:37
9	Jayne Le Noury	W55	Sarnia Walking Club	24:02
10	Dave Dory	M70	Sarnia Walking Club	25:35

**Hertfordshire/Kent/Middlesex Indoor Championships, Lee Valley Athletics Centre (Sat. 17<sup>th</sup> Mar.)**

The walk was the final track event on day one of the Tri-County Indoor Championships at Lee Valley. The mixed race was dominated by Kent qualified athletes with some close racing in the mid-field.

New championship best performances for Luc Legon, Alex Macheath and Jacqueline Benson.

**Mixed 1000m (i)**

Pos	Athlete	AG	Club/County	Perf
1	Luc Legon (U23M)	SM	Bexley Athletic Club/Kent	4:01.51
2	Alex Macheath	U15B	Cambridge Harriers/Kent	4:29.05
3	Matthew Crane	U17M	Bexley Athletic Club/Kent	4:39.63
4	Christian Hopper	U15B	Cambridge Harriers/Kent	5:16.07
5	Katie Stringer	U15G	Medway & Maidstone/Kent	5:24.35
6	Hannah Hopper	U17W	Cambridge Harriers/Kent	5:32.45
7	Annabel Young	U15G	Medway & Maidstone/Kent	5:34.46
8	Hannah Atkinson	U15G	Cambridge Harriers/Kent	5:36.52
9	Jacqueline Benson	U20W	Ashford Athletic Club/Kent	5:39.64
10	David Bowker (M55)	SM	Fairlands Valley/Herts	6:05.40
11	Geraldine Legon (W55)	SW	Bexley Athletic Club/Kent	6:56.86
12	Sean Pender (M60)	SM	Enfield & Haringey/Middx	6:58.50

**1<sup>st</sup> South Yorkshire League, Millhouses Park (Tue. 20<sup>th</sup> Mar.)**

The weekend snow cleared quickly on the Monday and Tuesday, just in time for our first South Yorkshire League event, *reports Brian Adams*.

Simon Pugh led all the way with Lucy Walker just a few seconds off the pace. But a last 500m lap of 3:01 compared to Simon's 3:10 saw her snatch victory by two seconds. Lucy was back on her expected form with 19:17 after a slightly disappointing 19:56 in Coventry.

Posn	Athlete	AG	Club	Time/Dist
1	Lucy Walker	U15G	Meadowhead School	19:17/3km
2	Simon Pugh	M55	Rotherham Harriers	32:01/5km
3	Toby Chaplin	U13B	C of Sheffield & Dearne	13:01/2km
4	Lara MacColl	U15G	C of Sheffield & Dearne	19:08/3km

**Sarnia Walking Club Channel Island Ceramics Chilcott Cup 7 Mile Road Walk Albecq to North Side (Sun. 25<sup>th</sup> Mar.)**

Stuart Le Noury, walking well within his capabilities after time out with a recent injury, retained the Channel Islands Ceramics Chilcott Cup, *reports Rob Elliott*. Overhauling early leader Rob Elliott around the 3 miles distance on the point to point coastal course between Albecq and North Side he moved away easily to cross the line in just under 65 minutes.

Elliott dropped another position after 5 miles as Donna Allan, after a customary slow start, went by after passing that mark in 49:30 and moving swiftly ahead to take another two minutes out of him before the finish. Her time of 67:25 was an improvement of two minutes on her previous best time set last year when she lost out to a sprint finish to the man she had just overtaken. The time was just over a minute slower than the Guernsey women's record.

## Mixed 7 Mile (B)

Pos	Athlete	AG	Club	Perf
1	Stuart Le Noury	SM	Sarnia Walking Club	64:58
2	Donna Allan	W40	Sarnia Walking Club	67:25
3	Rob Elliott	M55	Sarnia Walking Club	69:38
4	Phil Lockwood	M45	Sarnia Walking Club	74:55
5	Olga Le Noury	W35	Sarnia Walking Club	79:41
6	Peter Beckerleg	M55	Sarnia Walking Club	80:02
7	Kevin Le Noury	M60	Sarnia Walking Club	80:52
8	Kay Coulson	W50	Sarnia Walking Club	84:25
9	Jayne Le Noury	W55	Sarnia Walking Club	85:01
10	Mick Le Sauvage	M75	Sarnia Walking Club	88:15

## Results Round-Up

Mar

## 18 French National 50km Championships, Merignac (FRA)

1 Florian Mayer (FRA) 4:21:02, 2 Jean Blancheteau (FRA) 4:37:01,  
3 Jonathon Hobbs (GBR) 4:37:42.



Jonathan Hobbs – 50km personal best of 4:37:42 at French Championships

### Race Walking Assoc. Young Athletes Grand Prix 2018

Current standings in the RWA YAG GP after the first two events. The next event is the RWA Inter-Area match in Nuneaton on 29<sup>th</sup> April.

## Under 13 Girls

Pos	Athlete	Club	Points
1	Katie Brash	Blackheath & Bromley	80
2	Kelsey Tozer	Birchfield Harriers	38
3	Abigail Lysek	Dudley & Stourbridge Hs	37

## Under 15 Girls

Pos	Athlete	Club	Points
=1	Katie Stringer	Medway & Maidstone	77
=1	Lois Carty	Aldershot Farnham & Dist.	77
3	Abigail Smith	Blackheath & Bromley	76
=4	Abbie Edwards	Manx Harriers	36
=4	Grace Whittingham	Ashford Athletic Club	36
=6	Caitlin Casey	Birchfield Harriers	35
=6	Charlotte Wallis	Aldershot Farnham & Dist.	35

8	Lara MacColl	C of Sheffield & Dearne	34
9	Mia Dunwell	Northern (Isle of Man) AC	33
10	Lucy Walker	Meadowhead School	32

## Under 17 Women

Pos	Athlete	Club	Points
1	Isabelle Bridge	Blackheath & Bromley	80
2	Lucy Lewis Ward	Cambridge Harriers	76
3	Hannah Hopper	Cambridge Harriers	75
4	Alice Bellando	Manx Harriers	37
5	Keira Heavey	Northern (Isle of Man) AC	35

## Under 20 Women

Pos	Athlete	Club	Points
=1	Abigail Jennings	Aldershot Farnham & Dist.	40
=1	Laura Achurch	Leicester Walking Club	40
=3	Jacqueline Benson	Ashford Athletic Club	38
=3	Pagan Spooner	Hyde Park Harriers	38

## Under 13 Boys

Pos	Athlete	Club	Points
1	Toby Chaplin	C of Sheffield & Dearne	40
2	Tom Gilbert	Brecon Athletic Club	38

## Under 15 Boys

Pos	Athlete	Club	Points
1	Christian Hopper	Cambridge Harriers	80
2	Faris Alkhamesi	Nuneaton Harriers	38
3	Dan Gilbert	Brecon Athletic Club	37

## Under 17 Men

Pos	Athlete	Club	Points
=1	Jack Child	Medway & Maidstone	40
=1	Matthew Crane	Bexley Athletic Club	40
3	Nick Hart	Aldershot Farnham & Dist.	38

## Under 20 Men

Pos	Athlete	Club	Points
1	Chris Snook	Aldershot Farnham & Dist.	80
=2	Jordan Price	Brecon Athletic Club	38
=2	Ben Allen	Leicester Walking Club	38
4	Daniel Mckerlich	Cardiff A.A.C.	37



## UP COMING EVENTS

## Apr.

Sat 07	Macclesfield Shield 10 Mile (B)	Macclesfield
Sun 08	Sarnia WC Championship 1 – 5km (B)	Castel
Sat 14	Cecil Gittins Memorial Races (B)	Gravesend
Sun 15	Midland Track Championships (A)	Nuneaton
Tue 17	Veterans AC Open 5 Mile (B)	Battersea Park
Sun 22	Sarnia WC Championship 2 – 10km (B)	ST. Sampsons
Wed 25	Veterans AC 10,000m Championships (A)	Battersea Park
Sat 28 <sup>th</sup>	London Inter-Club Challenge – 5000m (B)	Allianz Park
Sun 29 <sup>th</sup>	RWA Inter-Area Match (A)	Nuneaton

## May

Sat 05	Lewes Open Walks (B)	Lewes
Sun 06	Sarnia WC Graham Mann Team Handicap (B)	Vale
Mon 07	Pednor 5 Mile (B)	Chesham
	Hertfordshire Track Championships (A)	Stevenage
Thu 10	Manx Harriers Championships (A)	Douglas
Sat 12	County 3000m Championships (A)	Various
Sun 13	County 3000m Championships (A)	Various
	Sarnia WC Championship 3 – 2km (B)	Footes Lane
Tue 15	Veterans AC Open 5 Mile (B)	Battersea Park